

NEW

①







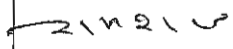
माँ शाकुम्भरी विश्वविद्यालय, सहारनपुर  
Maa Shakumbhari University, Saharanpur

**Post-Graduation in Drawing & Painting  
& Pre. Ph.D. Course-Work PROGRAMME  
CURRICULUM & SYLLABUS**

**For**

**Department of Drawing & Painting, Affiliated Colleges  
Maa Shakumbhari University, Saharanpur**

## Members, Board of Studies (Drawing & Painting)

S.No.	Name	Designation	College/University	Signature
1.	Prof. Mahesh Kumar	Convenor	J. V. Jain College, Saharanpur	
2.	Prof. Nitu Vashishth	Member	Shri K.K.Jain (P.G.) College, Khatauli, Muzaffarnagar	
3.	Prof. Ved Pal Singh	Member	D.A.V.(P.G.) College, Muzaffarnagar	
4.	Prof. Vandana Verma	Special Invitee	J.K.P.(P.G.) College, Muzaffarnagar	
5.	Dr. Ram Shabad Singh	External Expert	J. V. Jain College, Saharanpur	
6.	Prof. Ram Viranjan	External Expert	Kurukshetra University, Kurukshetra	

**Proposal for revision of syllabus B.A. IV<sup>th</sup> year (B.A. in Research)/M.A. Drawing & Painting (Effective from 2024-25  
(Post Graduation – Drawing & Painting & Pre Ph.D. Course work Programme) as per NEP 2020**

3

**Semester-VII**


S.No.	Paper Code	Catch	Course title of the paper	Theory/ Practical/ Project	Exam Duration	Internal Marks	External Marks	Total Marks	Credit
1.	0712180		Composition based on Indian Miniature	Practical	12 hrs	-	100	100	4
2.	0712181		Portrait Painting	Practical	9 hrs	-	100	100	4
3.	0712182		Copy of Old Master's Work of Indian Artists	Practical	12 hrs	-	100	100	4
4.	0712101		Philosophy of Art (Indian concept)	Theory	3 hrs	25	75	100	4
5.	0712102		History of Indian Painting (Prehistoric to Pahari)	Theory	3 hrs	25	75	100	4
6.	0712165		Project –I (The Project can be selected in place of a theory code - 0712102)	Project	-	-	100	100	4

नोट –विश्वविद्यालय के पत्रांक सं01049/06/एके0/MSU/2024-25 दिनांक 24.09.24 के अनुसार स्नातक में न्यूनतम 75 प्रतिशत अंक प्राप्त करने वाला विद्यार्थी ही ऐच्छिक रूप से पेपर कोड 0712102 के स्थान पर प्रोजेक्ट का चयन कर सकता है।

**Semester-VIII**

7.	0812180		Thematic Composition (Realistic)	Practical	12 hrs	-	100	100	4
8.	0812181		Life Study (Monochrome / Polychrome)	Practical	9 hrs	-	100	100	4
9.	0812182		Indian Folk Painting	Practical	12 hrs	-	100	100	4
10.	0812101		Philosophy of Art (western concept )	Theory	3 hrs	25	75	100	4
11.	0812102		History of Indian Modern Painting (Company Style to Contemporary Period)	Theory	3 hrs	25	75	100	4
12.	0812165		Project –II (The Project can be selected in place of a theory code - 0812102)	Project	-	-	100	100	4

नोट –विश्वविद्यालय के पत्रांक सं01049/06/एके0/MSU/2024-25 दिनांक 24.09.24 के अनुसार स्नातक में न्यूनतम 75 प्रतिशत अंक प्राप्त करने वाला विद्यार्थी ही ऐच्छिक रूप से पेपर कोड 0812102 के स्थान पर सप्तम/प्रथम सेमेस्टर में चयनित प्रोजेक्ट को पूर्ण करेगा।



## Syllabus for M.A. (Drawing & Painting) as per NEP 2020

### Semester IX

S.No.	Paper Code	Catch	Course title of the paper	Theory/ Practical/ Project	Exam Duration	Internal Marks	External Marks	Total Marks	Credit
13.	0912180		Creative Composition (Figurative)	Practical	12 hrs	-	100	100	4
14.	0912181		Landscape Painting (Any style)	Practical	9 hrs	-	100	100	4
15.	0912182	Optional Paper	Professional Application - Graphic Design	Practical	12 hrs	-	100	100	4
16.	0912183	Optional Paper	Professional Application - Clay Modeling	Practical	12 hrs	-	100	100	4
17.	0912184	Optional Paper	Professional Application - Reproduction of Old Master's Work of Western Artists)	Practical	12 hrs	-	100	100	4
Note : Professional Application Opt. either Graphic Design or Clay Modelling or Reproduction of Old Master's work of Western Artists									
18.	0912101		European Painting (Early Renaissance & Modern up to Cubism)	Theory	3 hrs	25	75	100	4
19.	0912165		Project -III	Project	-	-	100	100	4

### Semester X

20.	1012180		Creative Composition (Abstract / Semi Abstract)	Practical	12 hrs	-	100	100	4
21.	1012181		Mural	Practical	12 hrs	-	100	100	4
22.	1012182		Exhibition with Portfolio (Catalogue) & PPT	Practical	12 hrs	-	100	100	4
23.	1012101		European Painting (High Renaissance and Modern from Nabis Group to Abstract Expressionism)	Theory	3 hrs	25	75	100	4
24.	1012165		Project -IV	Project	-	-	100	100	4
			Project -III + Project -IV with PPT	-	-	-	-	-	-

## MAA SHAKUMBHARI UNIVERSITY, SAHARANPUR

### Objectives :

To produce such academicians with morality, global competence, vision and skilled as are necessary to meet the challenges of emerging global knowledge of Art and Architecture and enhance the power of innovation, creativity and efficient learning ability .

### VISION

- To achieve high standards of excellence in generating and propagating knowledge in Visual Art.
- To provide sustainable environment to the students and researchers who can learn, teach, become innovator and use of Visual Art for society and humanity.

### MISSION

- To provide an effective teaching-learning process.
- To impart world-class education in an environment of fundamental and applied research in Visual Art.
- To emerge as a global centre of digital learning, academic excellence and innovative research.
- To include innovative skills, team work and ethical practices among students so as to meet societal expectations.
- To provide quality education for higher studies and competitive like UGC JRF/NET and research programme.

### Programme Outcomes (PO's) :

**PO1:** Apply knowledge of Art, in all the fields of learning including higher research and its extensions.

**PO2:** Provide opportunities in higher education and development on the professional front. It also gives the opportunity for career advancement in teaching, research, industries and many other commercial purpose.

**PO3:** Most importantly, the program inculcates among the students the higher values which enable them to withstand the challenges of life..

**PO4:** To improve your own learning and performance.

**PO5:** To develop artistic approach, thoughtful thinking and impressive expression.

# Syllabus M.A. (Drawing & Painting)

(Effective from 2024-25)

(Post Graduation - Drawing & Painting & Pre Ph.D. Course Work Programme)

as per NEP 2020

Year	Semester	Course Code	Core/Elective/ Value Added	Paper Title	Theory/ Practical/ Project	Credits	Internal Marks	External Marks	Total Marks	Minimum Marks (INT+EXT)	Teaching Hours Theory + Tutorial
Year-4 (B.A. in research) as per NEP/PG 1 <sup>st</sup> Year	Semester-VII as per NEP2020/Semester-I	0712180	Core Compulsory	Composition based on Indian Miniature	Practical	4	-	-	100	40	4x15=60
		0712181	Core Compulsory	Portrait Painting	Practical	4	-	-	100	40	4x15=60
		0712182	Core Compulsory	Copy of old masters Work of Indian Artists	Practical	4	-	-	100	40	4x15=60
		0712101	Core Compulsory	Philosophy of Art (Indian concept)	Theory	4	25	75	100	40	4x15=60
		0712102	Optional	History of Indian Painting (Prehistoric to Pahari)	Theory	4	25	75	100	40	4x15=60
		0712165		Project –I (The Project can be selected in place of a theory code – 0712102)	Project	4	100	-	100	40	6
	Semester VIII as per NEP2020/Semester -II	0812180	Core Compulsory	Thematic Composition (Realistic)	Practical	4	-	-	100	40	4x15=60
		0812181	Core Compulsory	Life Study (Monochrome/Polychrome)	Practical	4	-	-	100	40	4x15=60
		0812182	Core Compulsory	Indian Folk Painting	Practical	4	-	-	100	40	4x15=60
		0812101	Core Compulsory	Philosophy of Art (western concept)	Theory	4	25	75	100	40	4x15=60
		0812102	Optional	History of Indian Modern Painting (Company Style to Contemporary Period)	Theory	4	25	75	100	40	4x15=60
				Project -I + Project – II	Viva voce	4	-	100	100	-	12

*[Handwritten signatures and dates]*



## M.A. in Drawing & Painting as per NEP 2020

as per NEP/ Year II <sup>nd</sup>	Semester-IX as per NEP2020/Semester-III	0912180	Core Compulsory	Creative Composition (Figurative)	Practical	4	-	100	100	40	4x15=60	
		0912181	Core Compulsory	Landscape Painting (Any style)	Practical	4	-	100	100	40	4x15=60	
		0912182	Optional	Professional Application-Graphic Design	Practical	4	-	100	100	40	4x15=60	
		0912183		Professional Application-Clay Modeling	Practical	4	-	100	100	40	4x15=60	
		0912184		Professional Application-Reproduction of Old Master's Work of Western Artists	Practical	4	-	100	100	40	4x15=60	
		0912101	Core Compulsory	European Painting (Early Renaissance and modern upto Cubism)	Theory	4	25	75	100	40	4x15=60	
		0912165	Core Compulsory	Project –III	Project	4	100	-	100	40	4x15=60	
	Semester-X as per NEP2020/Semester-IV	1012180	Core Compulsory	Creative Composition (Abstract / Semi Abstract)	Practical	4	-	100	100	40	4x15=60	
		1012181	Core Compulsory	Mural	Practical	4	-	100	100	40	4x15=60	
		1012182	Core Compulsory	Exhibition with Portfolio (Catalogue) & PPT	Practical	-	-	100	100	40	4x15=60	
		1012101	Core Compulsory	European Painting ( High Renaissance and modern from Nabis group to Abstract Expressionism)	Theory	4	25	75	100	40	4x15=60	
		1012165	Core Compulsory	Project – IV	Project	-	-	100	100	40		60
			Core Compulsory	Project – III + Project – IV	Viva voce	4	-	100	100			12

**PGDR/Pre Ph.D. Course work for Drawing and Painting for Affiliated Colleges  
Maa Shakumbhari University, Saharanpur**

National Education Policy-2020 (w.e.f. 2024-2025)

**PGDR(Post Graduate Diploma in Research) in Drawing and Painting as per NEP2020**

**OR**

**Pre-Ph.D. Course Work in Drawing and Painting**

**(Effective from 2024-25)**

Year-6 as per NEP2020/Year - 1	Semester XI as per NEP2020/Semester -I	Paper Code		Title Paper	Theory/ Practical/ Project	Credits	Internal Marks	External Marks	Total Marks	Minimum Marks (INT+EXT)		
		1112101	Core Compulsory	Research Methodology	Theory	4	25	75	100	55	4x15=60	
		1112102	Core Compulsory	Indian Art (Ajanta to Contemporary period)	Theory	2	25	75	100	55	2x15=30	
		1112103	Core Compulsory	Western Art (Modern and Contemporary Trends)	Theory	2	25	75	100	55	2x15=30	
		1112104	Core Compulsory	Fundamentals and Principles of Painting	Theory	2	25	75	100	55	2x15=30	
		1112105	Core Compulsory	Indian Aesthetics	Theory	2	25	75	100	55	2x15=30	
		1112165	Core Compulsory	Research Project/ Survey/Review	Project	4	-	-	100	55	-	
COURSE- I (Pre-Ph.D. Course Work in Drawing and Painting)												

*man*

*21/11/21*

*21/11/21*

*21/11/21*



## Examination Pattern

### Internal Examination:

#### Theory:

1. One written Test (Very Short + Short + Long Question) of 20 Marks.
2. Five Marks for Class performance /Attendance.

#### Project :

Written or Practical Assignments.

### External Examination:

**Theory:** Written Exam of 75 marks, 3Hrs Duration

### External Exam Pattern:

Section-A : Attempt all five question . Each question carry 3 marks.

Section- B : Attempt Any Two out of three. Each Question carry 7.5 marks each.

Section- C : Attempt Any Three out of Five. Each Question carry 15 marks each.

#### \* Practical :

3 Works of Art as Sessional + Sketch book (50 pages) + Class performance /Attendance. -100 marks

**Evaluation of Project will be done as per university norms.**

### Minimum Marks:

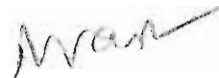
1. In each individual paper Forty Marks i.e. 40% with aggregate of 50% in all courses.

2. Division: First Division - CGPA 6.5 and Less than 10, Second division - CGPA 5.0 and less than 6.5. There is no provision of Third division.

Equivalent Percentage =  $\text{CGPA} \times 9.5$

**Note: Percentage and Grading system applicable as per NEP2020 GO 1032/Sattar-2022-08(35)/2020, Higher Education Division -3, Lucknow Dated 20.04.2022**

Detailed Syllabus  
For  
M.A.I in Drawing & Painting  
OR  
B.A. IV<sup>th</sup> Year (B.A. in Research)  
in Drawing & Painting



COURSE-I <sup>st</sup>		
<b>Programme/Class :</b> M.A.	<b>Year :</b> P.G. I <sup>st</sup> Year or UG in Research Fourth Year	<b>Semester :</b> First / Seventh
<b>Course Code:</b> 0712180	<b>Course Title :</b> Composition based on Indian miniature	<b>Practical</b>
<b>Course Objectives :</b> Lay-out of Indian traditional paintings, subject study of Indian traditional paintings and their techniques, A deep study of Indian traditional paintings in Rajasthani ,Mughal and Pahari. To work out the possibilities of a fusion between the traditional and contemporary visual art. <b>Course Outcomes (CO's):</b> - Ability to use the formal and aesthetics vocabulary and techniques of traditional Indian miniature paintings. - Ability to integrate the theoretical knowledge of miniature traditions and the contemporary mode of art practice.		
<b>Credits: 4</b>	<b>Core Compulsory</b>	<b>Max Marks</b> <b>Total =100</b> <b>Minimum Marks: 40</b>
<b>Teaching Hours = Lecture-Tutorial-Practical (L-T-P) : 0-1-3 (Four Hours in a week) or 0-15-45=60 Lecture Hours in a Semester</b>		
Unit	Course Topic	No. of Lectures Hours
<b>I</b>	Study of faces in Indian miniature Paintings. Study of Eyes, Nose, Lips, Ears in Indian miniature Paintings. Study of Legs, Arms, Hands, Feet in Indian miniature Paintings.	12
<b>II</b>	Study of Attire or Costumes of male and female figures in Indian miniature paintings. Study of Jewellery of male and female figures in Indian miniature paintings.	12
<b>III</b>	Study of Architecture painted in Indian miniature paintings. Study of the Elements of nature (trees, creeper, shrubs, water bodies, flowers ect.) in Indian miniature paintings.	12
<b>IV</b>	Study of full figure (male-female)with Attire and Jewellery in Indian miniature paintings. Study of Birds, animals and Accompanying materials (Hukka and Still objects) in Indian miniature paintings.	12
<b>V</b>	Composition based on Indian miniature style (Pahari / Rajasthani / Mughal / Pala / Apbhransh) with minimum two figure and all the necessary elements according to subject matter. in poster/ acrylic/ water colour (3 plates, size 15 x 22 inch Paper / Mount sheet / Canvas)	12
<b>Teaching Learning Process :</b> Class discussions/demonstrations, Power point presentations, using e-content, Class activities/assignments, etc		

**Suggested Readings:**

- Kishangarh Painting—karl khandalawala
- Painting & Photography at the Jaipur court-Giles Tillotson, Mrinalini Venkateswaran
- Pahari Miniature Paintings-M.S. Randhawa

**Suggested Continuous Evaluation Methods:** Continuous internal evaluation through internal tests and Presentation.

- **Assignment / Sessional work-3** Sessional Sheets (minimum) + Sketch book(50 pages)
- **Attendance/ Class performance**

**Exam time** –12 hours in four sittings**Medium** –Water / Acrylic / Poster colour**Size** – 15 inch x 22 inch (Paper /Mount sheet / Canvas)**Suggested equivalent online courses:**

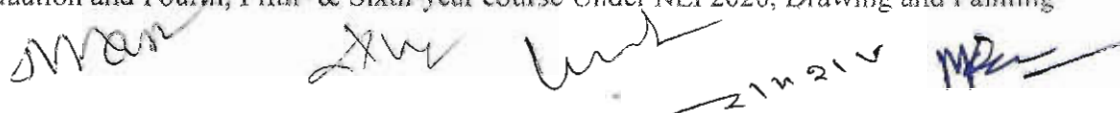
There are online courses on the channels such as Swayam Prabha, Moocs and NPTEL. E-contents from different online libraries, e-PG Pathshaala etc

Further Suggestions:

## COURSE-II<sup>nd</sup>

<b>Programme/Class:</b> M.A.	<b>Year :</b> P.G. Ist Year or UG in Research Fourth Year	<b>Semester:</b> First / Seventh
<b>Course Code:</b> 0712181	<b>Course Title :</b> Portrait Painting	<b>Practical</b>
<b>Course Objectives :</b> 'Head study' is very important in art. In the Head study the students will study the basic proportion of head, various posture of human face and proper placement of facial features. Apart from this after studying closely the eyes, ears, lips, nose and hair the student will learn to on paper. <b>Course Outcomes (CO's):</b> After completing thr course students will be able to – <ul style="list-style-type: none"> <li>- Analyze and describe characteristics of portrait painting.</li> <li>- Follow a step by step process of painting a portrait.</li> </ul>		
<b>Credits: 4</b>	<b>Core Compulsory</b>	<b>Max Marks</b> <b>Total =100</b> <b>Minimum Marks: 40</b>
<b>Teaching Hours = Lecture-Tutorial-Practical (L-T-P) : 0-1-3 (Four Hours in a week) or 0-15-45= 60 Lecture Hours in a Semester</b>		
Unit	Course Topic	No. of Lectures Hou
I	Study of common measurement of a face. Study of face in different situation- Full front view, Three quarter view, Profile side view, Upward and downward face, Tilted Face.	12
II	Study of Eyes, Nose, Lips, Teeth, Ears, Neck, Shoulders, Pit of Neck in different positions.	12
III	Study of Portrait from live model / Plaster Cast in line Drawing and Shading with Charcoal / Pencil / Ink / Pen / Dry Pastel / Oil Pastel.	12
IV	Study of Portrait with Values / Light, Mid Dark tones / Light and Shade in monochrome with Water colour / Oil / Acrylic colour .	12
V	Study of Portrait from Live model / Plaster Cast with all the Aesthetic values in Water colour / Oil/ Acrylic colour (3 sheets, size 15 x 22 inch)	12

**Teaching Learning Process:** Class discussions/demonstrations, Power Point presentations, using e-content, Class activities/assignments, etc  
 Curriculum & Syllabus Post Graduation and Fourth, Fifth- & Sixth-year course Under NEP2020, Drawing and Painting



**Suggested Readings:**

- Painting water colour- A.I. Stine
- Painting the figure- Don Andreiws
- Portraits- Vasudev kamat
- The masters of Indian Portrait- Jagdish Narayan
- Portrait techniques made easy- Aditya N. Chari

**Suggested Continuous Evaluation Methods :** Continuous internal evaluation through internal tests and Presentation.

- **Assignment / Sessional work**-3 Sessional Sheets (minimum) + Sketch book (50 pages)
- **Attendance / Class performance**

**Exam time** – 9 hours in three sittings

**Medium** –Water / Acrylic / Poster colour

**Size** – 15 inch x 22 inch

**Suggested equivalent online courses:**

There are online courses on the channels such as Swayam Prabha, Moocs and NPTEL. E-contents from different online libraries, e-PG Pathshaala etc

Further Suggestions:

.....



<b>COURSE-III<sup>rd</sup></b>		
<b>Programme/Class:</b> M.A.	<b>Year : P.G. I<sup>st</sup> Year</b>	<b>Semester: First/ Seventh</b>
<b>Course Code:</b> <b>0712182</b>	<b>Course Title: Copy of Old Master's Work of Indian Artists</b>	<b>Practical</b>
<b>Course Objectives :</b> The student will study the techniques of the notable Artists how they handle and treat the medium of their choice in still life, portrait, landscape and realistic or creative paintings. <b>Course Outcomes (CO's):</b> It is a good practice to study and copy of Artist's art works. The students will be able to understand and absorb the skills, techniques and styles of various Artist's. They will understand the basic approach to use the different medium.		
<b>Credits: 4</b>	<b>Core Compulsory</b>	<b>Max Marks</b> <b>Total =100</b> <b>Minimum Marks: 40</b>
<b>Teaching Hours = Lecture-Tutorial-Practical (L-T-P) : 0-1-3 (Four Hours in a week) or 0-15-45=60 Lecture Hours in a Semester</b>		
<b>Unit</b>	<b>Course Topic</b>	<b>No. of Lectures Hours</b>
<b>I</b>	Study and reproducing Portraits (bust) from notable Artist's work in Acrylic / water colour / oil / pastel.	<b>12</b>
<b>II</b>	Study and reproducing full life Portrait from notable Artist's work in Acrylic / water colour / oil / pastel.	<b>12</b>
<b>III</b>	Study and reproducing landscape from notable Artist's work in Acrylic / water colour / oil / pastel.	<b>12</b>
<b>IV</b>	Study and reproducing thematic (realistic) composition from notable Artist's work in Acrylic / water colour / oil / pastel.	<b>12</b>
<b>V</b>	Study and reproducing creative composition (figurative) from notable Artist's work in Acrylic / water colour / oil / pastel.	<b>12</b>

**Teaching Learning Process:** Class discussions/demonstrations, Power point presentations, using e-content, Class activities/assignments, etc

**Suggested Readings:**

- Milind Mulik : Journey So far – Milind Mulik –Jyotsna Prakashan
- Portraits – Vasudeo Kamath - Jyotsna Prakashan
- Vasudevo Kamath - Vasudeo Kamath - Jyotsna Prakashan
- Varanasi: An Artist's Impression -Jyotsna Prakashan
- My Paintings and Thoughts Behind Them- Vasudeo Kamath - Jyotsna Prakashan
- Perspective - Milind Mulik - Jyotsna Prakashan
- Alla Prima : Everything I Know about Painting – Recharad Schmid –Stove Prairei Press
- Classic Portrait Painting in Oils –Chris Saper – Penguin
- Artists Monographs Published by Lalit Kala Academy Delhi
- P.N. Choyal (Monographs) – Rajasthan Lalit Kala Academy

**Suggested Continuous Evaluation Methods :** Continuous internal evaluation through internal tests and Presentation.

- **Assignment / Sessional work** – 3 Sessional Sheets (minimum) + Sketch book (50 pages)
- **Attendance / Class performance**

**Exam time** – 12 hours in four sittings

**Medium** – Water / Acrylic / Oil /Pastel colour

**Size** – 24 inch x 36 inch

**Note:- Examination can be conducted from any one of the above units.**

**Suggested equivalent online courses:**

There are online courses on the channels such as Swayam Prabha, Moocs and NPTEL. E-contents from different online libraries, e-PG Pathshaala etc

Further Suggestions:

COURSE-IV <sup>th</sup>		
Programme/Class : M.A.	Year : P.G. I <sup>st</sup> Year or UG in Research Fourth Year	Semester : First/ Seventh
Course Code: 0712101	Course Title: <b>Philosophy of Art</b> (Indian concept)	<b>Theory</b>
<b>Course Objectives :</b> The objective of this course is to give students an introduction of the Aesthetics and philosophy of Art. This course will also give the knowledge of various philosophers and their views . <b>Course Outcomes (CO's):-</b> Student will learn to analyze and discuss philosophical writing on aesthetics. On completion of the course students will be able to articulate key philosophers and their arguments.		
Credits : 4	Core Compulsory	Max Marks (Int.+Ext.): 25+75 Total =100 Minimum Marks: 40
Teaching Hours = Lecture-Tutorial-Practical (L-T-P) : 3-1-0 (Four Hours in a week) or 45-15-0=60 Lecture Hours in a Semester		
Unit	Course Topic	No. of Lectures Hou
I	Art – Meaning, concepts, Definitions, Aim Function and Classifications Beauty – Meaning, concept, Definition, Types, Classifications	12
II	Evolution of Aesthetics (Sahittyashastra) Bharatmuni to modern Period	12
III	Theory of Rasa, Sadharnikaran	12
IV	Theory of Alankar & Dhvani	12
V	Theory of Auchitya, Shadang	12
<b>Teaching Learning Process:</b> Class discussions/demonstrations, Power point presentations, using e-content, Class activities/assignments, etc		
<b>Suggested Readings:</b> <ul style="list-style-type: none"> <li>Indian Aesthetics–K.C. Pandey</li> <li>Aesthetic theory of arts–Ranjan K.Ghosh</li> <li>The Hindu View of Art–Mulk Raj Anand</li> <li>Kala Darshan–Hardwari Lal Sharma</li> </ul>		

- Rasa Siddhant aur Saundarya shastra–Nirmala Jain
- Bhartiya saundrya shastra ki bhumika–Nagendra
- Kala saundarya aur samiksha–G.K. Aggarwal (Ashok)
- Bhartiya kala saundarya–Mohan Singh Mawdi
- Christianand Oriental Philosophy of Art–A.K.Coomarswamy
- Saundarya Bodhaur Lalit Kalayein–Saroj Bhargav.
- Kala Disha–Archana
- Saundarya – Rajendra Bajpai
- Kala Darshan –Prakash Vireshwar, Nupur Sharma

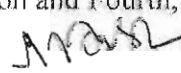
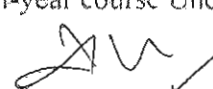

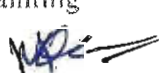
**Suggested Continuous Evaluation Methods :** Continuous internal valuation through internal tests, quizzes and Presentation.

- **Written Test** (20 Marks)
- **Attendance / Class performance** (5 Marks)

**Suggested equivalent online courses:**

There are online courses on the channels such as Swayam Prabha, Moocs and NPTEL. E-contents from different online libraries, e-PG Pathshaala etc

COURSE-V <sup>th</sup>		
Programme/Class : M.A.	Year: P.G. I <sup>st</sup> Year or UG in Research Fourth Year	Semester : First/ Seventh
Course Code: 0712102	Course Title : <b>History of Indian Painting (Prehistoric to Pahari)</b>	Theory
<p><b>Course Objectives :</b> Students will recognize and understand major monuments, methods and theories, and be able to assess the qualities of works of art and architecture in their historical and cultural settings, social problems should become subjects of Art</p> <p><b>Course Outcome :-</b> It will give students direct exposure to Indian Art and Architecture through visuals and visit to sites.</p> <p>- Students will be able to know about the development of different style of paintings of different periods.</p>		
Credits: 4	<p><b>Optional</b></p> <p>नोट –विश्वविद्यालय के पत्रांक सं01049/06/एके0/MSU/2024-25 दिनांक 24.09.24 के अनुसार स्नातक में न्यूनतम 75 प्रतिशत अंक प्राप्त करने वाला विद्यार्थी ही ऐच्छिक रूप से पेपर कोड 0712102 के स्थान पर प्रोजेक्ट का चयन कर सकता है।</p>	<p>Max Marks (Int.+Ext.): 25+75 Tot: =100 Minimum Marks: 40</p>
Teaching Hours = Lecture-Tutorial-Practical (L-T-P) : 3-1-0 (Four Hours in a week) or 45-15-0=60 Lecture Hours in a Semester		
Unit	Course Topic	No. of Lectures Hou
I	A : Prehistoric Indian Painting B : Art of Indus Valley civilization	12
II	A : Ajanta, Bagh B : Pala Style, Apbhransh Style	12
III	Rajasthani Style – Mewar, Bundi–Kota, Kishangarh, Jaipur	12
IV	Mughal Style – Akbar, Jahangir, Shahjahan period	12
V	Pahari Style – Basauli, Kangra, Garhwal & Kullu-Mandi	12
Teaching Learning Process: Class discussions/demonstrations, Power point presentations, using e-content, Class activities/assignments, etc		

**Suggested Readings:**

- Indian Painting—Percy Brown
- Painting of India—D. Barret and Basil Gray
- Album of Indian Painting—Mulk Raj Anand
- Bharat Ki Chitrakala—Rai Krishna Das
- Indian Miniature Painting—M.S.Randhawa
- Rajput Painting—Anand K. Coomarswamy
- Bhartiya chitrakala—Vachaspati Gairola
- Kalavilas—R.A.Agarwal
- Pragetihasik chitrakala—Jagdish Gupta
- Kala aur kalam — G.K.Agarwal
- Kala darshan—Sanchi Rani Gurtu
- Ajanta—Ajit Ghosh
- Bharat ki chitra kala ka itihas—A.B. Verma
- Bharatiya chitra kala ka itihas, I I— Shyam Bihari Aggarwal
- Bharatiya chitra kala—Pal shaily se Pahadi shaily tak—Asha Anand & Seema Sachdeva

**Suggested Continuous Evaluation Methods:** Continuous internal valuation through internal tests, quizzes and Presentation.

- **Written Test**(20 Marks)
- **Attendance / Class performance**(5 Marks)

**Suggested equivalent online courses :**

There are online courses on the channels such as Swayam Prabha, Moocs and NPTEL. E-contents from different online libraries, e-PG Pathshaala etc

Further Suggestions:



COURSE –VI <sup>th</sup>		
Programme/Class : M.A.	Year:P.G. Ist Year or UG in Research Fourth Year	Semester : First / Seventh
Course Code: 0712165	Course Title: <b>Project - I</b>	<b>Project</b>
<b>Course Objectives:</b> This course will be helpful in the research skill of the students. <b>Course Outcomes (CO's)</b> The project shall result in enhanced knowledge of our students through detailed study via medium of text books, museum visit etc. The different modes of collecting information like surveys, interviews, questionnaires etc. will make them more confident in their subject, They will get a deeper understanding as they collect associated materials such as photographs and hence will be able to perform their study well.		
Credits: 4	<b>Optional</b> नोट –विश्वविद्यालय के पत्रांक सं01049/06/एके0/MSU/2024–25 दिनांक 24.09.24 के अनुसार स्नातक में न्यूनतम 75 प्रतिशत अंक प्राप्त करने वाला विद्यार्थी ही ऐच्छिक रूप से पेपर कोड 0712102 के स्थान पर प्रोजेक्ट का चयन कर सकता है।	Max Marks Total =100 Minimum Marks: 40
Teaching Hours = Lecture-Tutorial-Practical (L-T-P) : 0-4-0 (Four Hours in a week) or 60 Lecture Hours in a Semester		
Unit	Course Topic	No. of Lectures Hou
	The students will prepare a mini research work as project under the supervision of the teacher on assigned topics with proper use of methodology. Student will submit the monthly progress report of the project to the teacher regularly. Suggested Topics are : 1. Art Market (Indian /Western) 2. Art Galleries, Museum, Lalit Kala Academy, Art Events (Indian /Western) 3. Concept of Beauty (Indian /Western) 4. Media and Technique 5. Art and Culture (Indian /Western) 6. Post Modern Art and Artists Painting (Indian/Western) ETC. <b>Note:</b> Exam will be conducted as per the guide lines of university.	(4 hrs. per week)
Teaching Learning Process : Class discussions/demonstrations, Power point presentations, using e-content, Class activities/assignments, etc		

**Suggested Readings:**

- Methods and Techniques – C.R. Kothari
- Anusandhan – Pravidhi, sidhant aur Prakriya Dr. S.N. Ganashen
- Research Methodology – Deepak Kumar Bhattacharya
- Research Methodology –Prof. Vandana Verma
- Research Methodology –Ram Ahuja

**Suggested Continuous Evaluation Methods :**Continuous internal evaluation through internal progress report .

- **Assignment and Presentation**
- **Attendance / Class performance**

**Suggested equivalent online courses:** There are online courses on the channels such as Swayam Prabha, Moocs and NPTEL. E-contents from different online libraries, e-PC Pathshaala etc

Further Suggestions:

.....

*[Handwritten signatures and initials]*

COURSE- VII <sup>th</sup>		
Programme/Class : M.A.	Year : P.G. I <sup>st</sup> Year or UG in Research Fourth Year	Semester : Second / Eighth
Course Code: 0812180	Course Title : Thematic Composition (Realistic)	Practical
<p>Course Objectives : The course will encourage students to develop artistic temperament and to express their independent views on the paper, canvas etc. Explore socio, political subjects through composition.</p> <p>Course Outcomes (CO's) : After completion of this course students will be able :</p> <ul style="list-style-type: none"> <li>-To explore the endless possibilities of different media in the field of composition.</li> <li>-To develop observational skill regarding line, space, form, perspective and colour in composition.</li> </ul>		
Credits: 4	Core Compulsory	Max Marks Total =100 Minimum Marks: 40
Teaching Hours = Lecture-Tutorial-Practical (L-T-P) : 0-1-3 (Four Hours in a week) or 0-15-45=60 Lecture Hours in a Semester		
Unit	Course Topic	No. of Lectures Hou
I	Study of measurement, proportion, posture, rhythm of human figures, animals, birds	12
II	Study of objects of nature, architectural structures and non-leaving things around us as supporting elements as well as the elements of background according to the principles of perspective in Pencil / Charcoal / pen	12
III	Study of realistic human figure, animals, birds, objects of nature, architectural structures and non- leaving things with values (light and shade) in Pencil /Charcoal / Pen	12
IV	Study to create composition with two main realistic figures on the theme given by the teacher in achromatic scheme (white, black and greys) with one hue like blue, orange, yellow for understanding values, dominance, proportion, space division, perspective and concept of fore ground and back ground in Acrylic / water / Oil Colour	12

V	To create composition with minimum two realistic human figures in multicolour on the given theme according to the rules of elements of painting and the principals of composition in Acrylic/ Water / Oil colour (3 sheets , size 15 x 22 inch)	12
---	---	----

**Teaching Learning Process :** Class discussions/demonstrations, Power Point presentations, using e-content, Class activities/assignments, etc

**Suggested Readings:**

- Artists monographs- Published by Lalit kala Academy, Delhi etc.

**Suggested Continuous Evaluation Methods :** Continuous internal evaluation through internal tests and Presentation.

- **Assignment / Sessional work-**3 Sessional Sheets (minimum) + Sketch book (50 pages)
- **Attendance / Class performance -**  
**Exam time** – 12 hours in four sittings  
**Medium** – Water / Acrylic / Oil colour / Mix Media  
**Size** – 15 inch x 22 inch.

**Suggested equivalent online courses:**

There are online courses on the channels such as Swayam Prabha, Moocs and NPTEL.E-contents from different online libraries, e-PG Pathshaala etc

Further Suggestions:

.....

Man


21/12/20

21/12/20

1/2

## COURSE - VII<sup>th</sup>

<b>Programme/Class</b> : M.A.	<b>Year:</b> P.G. I <sup>st</sup> Year or UG in Research Fourth Year	<b>Semester :</b> Second Eighth
<b>Course Code:</b> <b>0812181</b>	<b>Course Title: Life Study</b> (Monochrome / Polychrome)	<b>Practical</b>
<b>Course Objectives :</b> Life study in monochrome / Polychrome. Study of human figure in different poses from different angles from live models. This course will encourage students to learn human anatomy, proportion and drawing. Student will get the knowledge of anatomy of face, structure, light, shade, proportion and characteristics of models. <b>Course Outcomes (CO's) :</b> After completing this course students will be able : -To draw human figure through observation. -To enrich knowledge about various poses of human figure, cultivate several modes of expression through study from life.		
<b>Credits : 4</b>	<b>Core Compulsory</b>	<b>Max Marks</b> <b>Total =100</b> <b>Minimum Marks: 40</b>
<b>Teaching Hours = Lecture-Tutorial-Practical (L-T-P) : 0-1-3 (Four Hours in a week) or 0-15-45=60 Lecture Hours in a Semester</b>		
<b>Unit</b>	<b>Course Topic</b>	<b>No. of Lectures Hours</b>
<b>I</b>	Study of the measurement of Human figure - Male, Female and Child	<b>12</b>
<b>II</b>	Study of Head, Legs, Arms, Hands, Feet in different positions Study of Apparels or Attire and Accessories like chair, table, sofa, flowerpot	<b>12</b>
<b>III</b>	Study of full Life Portrait from live model in lines and Shading with Charcoal / Pencil / Pen / Ink / Pastel	<b>12</b>
<b>IV</b>	Study of full Life Portrait from live model in monochrome with Water colour / Oil / Acrylic colour	<b>12</b>
<b>V</b>	Study of full Life Portrait from live model in Full Colour / Multicolour in Water colour / Oil / Acrylic colour (3 sheets , size 15 x 22 inch)	<b>12</b>



**Teaching Learning Process:** Class discussions/demonstrations, Power point presentations, using e-content, Class activities/assignments, etc

**Suggested Readings:**

- John Fernandis and his Art- John Fernandis etc.

**Suggested Continuous Evaluation Methods :** Continuous internal evaluation through internal tests and Presentation.

- **Assignment / Sessional** -3 Sessional Sheets (minimum) + Sketch book (50 pages)
- **Attendance / Class performance-**  
**Exam time** – 9 hours in three sittings  
**Medium** – Water / Acrylic / Oil colour  
**Size** – 15 inch x 22 inch

**Suggested equivalent online courses:**

There are online courses on the channels such as Swayam Prabha, Mooes and NPTEL. E-contents from different online libraries, e-PG Pathshaala etc

**Further Suggestions :**

.....

*Man*

*Amur*  
21/12/25

*10/2*



COURSE- IX <sup>th</sup>		
<b>Programme/Class :</b> M.A.	<b>Year:</b> P.G. Ist Year or UG in Research Fourth Year	<b>Semester:</b> Second / Eighth
<b>Course Code:</b> <b>0812182</b>	<b>Course Title : Indian Folk Painting</b>	<b>Practical</b>
<b>Course Objectives:</b> In this part, students will study the various forms of Indian folk & tribal arts that create a special enthusiasm. It convince how the depiction of a pure & true environment is important to an art work. <b>Course Outcomes (CO's):</b> After completion of this course students will be able : -To understand the importance relationship between tradition and innovation . -To understand their impact on our society as well as their own. -To understand the social environmental, cultural and historical contribution and dimensions of the art.		
<b>Credits:</b> 4	<b>Core Compulsary</b>	<b>Max Marks</b> <b>Total =100</b> <b>Minimum Marks: 40</b>
<b>Teaching Hours = Lecture-Tutorial-Practical (L-T-P) : 0-1-3 (Four Hours in a week) or 0-15-45=60 Lecture Hours in a Semester</b>		
Unit	Course Topic	No. of Lectures Hour
I	Study of Decorative elements and motifs of Madhubani and Sanjhi art in Charcoal, Pencil, Pen, Ink etc.	12
II	Study of Decorative elements and motifs of Kalamkari and Pata Chitra in Pencil, Pen, Charcoal, Ink etc.	12
III	Study of human figures of Madhubani and Sanjhi art in coloured ink / acrylic /water / poster colour	12
IV	Study of human figures of Kalamkari and Pata Chitra in coloured ink / acrylic /water / poster / oil colour	12
V	Composing Madhubani / Sanjhi art / Kalamkari / Pata Chitra in coloured ink / acrylic /water / poster / oil colour	12

Teaching Learning Process: Class discussions /demonstrations, Power point presentations, using e-content, Class activities/assignments, etc

**Suggested Readings:**

- Indian Folk Art (1985), Mode Heinz , ISBN-13 : 978-0881680102
- Madhubani Art : Indian Art Series, Bharti dayal, Publisher- Niyogi Books, ISBN-10 : 9789385285080
- The mystical World of Warlis(2018), Madhukar vadu,, Publisher- notion press, ISBN-13: 978- 1644298268
- लोक रीति रियाज : डॉ० रामशब्द सिंह, ललित कला अकादमी लखनऊ
- भारतीय लोक कला एवं हस्तशिल्प वैभव प्रो० वंदना वर्मा, ISBN 9788190606882

**Suggested Continuous Evaluation Methods :** Continuous internal evaluation through internal tests and Presentation.

- **Assignment / Sessional work** – 3 Sessional Works (minimum) + Sketch book (50 pages)
- **Attendance / Class performance**

**Exam time** – 12 hours in four sittings

**Medium** – According subject

**Size** – 24 inch x 36 inch

**Suggested equivalent online courses:**

There are online courses on the channels such as Swayam Prabha, Moocs and NPTEL.E-contents from different online libraries, e-PG Pathshaala etc

Further Suggestions:

COURSE-X <sup>th</sup>		
<b>Programme/Class :</b> M.A.	<b>Year :</b> P.G. 1 <sup>st</sup> Year or UG in Research Fourth Year	<b>Semester :</b> Second / Eighth
<b>Course Code:</b> 0812101	<b>Course Title:</b> Philosophy of Art (Western concept)	<b>Theory</b>
<b>Course Objectives :</b> The objective of this course is to give students an introduction of the Aesthetics and philosophy of Art. This course will also give the knowledge of various philosophers and their views. <b>Course Outcomes (CO's):</b> - Student will learn to analyze and discuss philosophical writing on aesthetics. On completion of the course students will be able to articulate key philosophers and their arguments .		
<b>Credits : 4</b>	<b>Core Compulsory</b>	<b>Max Marks</b> (Int.+Ext.): 25+75 Tot. =100 <b>Minimum Marks: 40</b>
<b>Teaching Hours = Lecture-Tutorial-Practical (L-T-P) : 3-1-0 (Four Hours in a week) or 45-15-0=60 Lecture Hours in a Semester</b>		
Unit	Course Topic	No. of Lectures Hou
I	Early Greek Thoughts : Evolution of the concept of Beauty in Europe	12
II	Classical & Medieval Thoughts: Plato, Aristotle, St. Augustine	12
III	German Thoughts : Baumgarten, Kant, Hegel	12
IV	Non – Conventional Thoughts : Croce, Tolstoy, Freud	12
V	Modern Thoughts : Roger Fry, Clive Bell, Herbert Read	12
<b>Teaching Learning Process:</b> Class discussions/demonstrations, Power Point presentations, using e-content, Class activities/assignments, etc		

### Suggested Readings:

- A modern books of aesthetics–Melvin Radar
- Western aesthetics–K.C. Pandey
- The meaning of art–Herbert Read
- Principles of art–R.G. Collingwood
- Aesthetic theory of art–Ranjan K Ghosh
- Saundarya–Rajendra Bajpai
- Kala ka darshan–Kumar Vimal
- Kala ke darshnik tattva–Surender das Gupta
- Kala chintan: saundaryatmak Vivechana–VidhuKaushik
- Swatantra Kala shastra–K.C. Pandey
- Saundarya shastra–Mamta Chaturvedi
- Saundarya Shastra–Ram Lakhani Shukal
- Kala Darshan – Prakash Vireshwar, Nupur Sharma

**Suggested Continuous Evaluation Methods :** Continuous internal evaluation through internal tests, quizzes and Presentation.

- **Written Test** (20 Marks)
- **Attendance / Class performance** (5 Marks)

### Suggested equivalent online courses:

There are online courses on the channels such as Swayam Prabha, Moocs and NPTEL. E-contents from different online libraries, e-PG Pathshaala etc

Further Suggestions:

.....

# COURSE-XI<sup>th</sup>

<b>Programme/Class :</b> M.A.	<b>Year :</b> P.G. I <sup>st</sup> Year or UG in Research Fourth Year	<b>Semester :</b> Second / Eighth
<b>Course Code:</b> <b>0812102</b>	<b>Course Title : History of Indian modern Painting</b> ( Company style to Contemporary period )	<b>Theory</b>
<b>Course Objectives :</b> Study of History of Modern Painting is to enable the students for technical and stylistic characteristics of main movements in the History of modern paint with the importance and contribution of important masters. <b>Course Outcomes (CO's) :</b> Students will be able : -To understand different style of artists their devotion and their techniques too. -To develop a keen insight into the contribution of movement and artist in shaping modern art in India. -To understanding of the various modern art movement, art groups and art collectives in India.		
<b>Credits: 4</b>	<b>Optional</b> नोट -विश्वविद्यालय के पत्रांक सं01049/06/एके0/MSU/2024-25 दिनांक 24.09.24 के अनुसार स्नातक में न्यूनतम 75 प्रतिशत अंक प्राप्त करने वाला विद्यार्थी ही ऐच्छिक रूप से पेपर कोड 0812102 के स्थान पर सप्तम/प्रथम सेमेस्टर में चयनित प्रोजेक्ट को पूर्ण करेगा ।	<b>Max Marks</b> (Int.+Ext.): 25+75 Total =100 <b>Minimum Marks: 40</b>
<b>Teaching Hours = Lecture-Tutorial-Practical (L-T-P) : 3-1-0 (Four Hours in a week) or 45-15-0=60 Lecture Hours in a Semester</b>		
<b>Unit</b>	<b>Course Topic</b>	<b>No. of Lectures Hours</b>
<b>I</b>	Background of Indian Modern Art Company Style, Raja Ravi Verma, Kalighat painting,	<b>12</b>
<b>II</b>	Nationalist Movement and Revival of Indian art – Bangal School Abanindranath Tagore, Nandlal Bose, Asit Kumar Haldar, Chhitindra Nath Mjumdar, B.N.Arya	<b>12</b>
<b>III</b>	Bangal School Period and Modernism Approach to Indian Art Rabindranath Tagore, Gagnendra nath Tagore, Amrita Shergill and Yamini Roy, J.M. Ahivasi	<b>12</b>
<b>IV</b>	Artists groups in Indian Art : A Collective Advance of Indian Art in International Plateform : Calcutta Group–Nirod Majumdar, Rathin Maitra PAG – F.N. Suza, S.H. Raja, M.F. Husain Delhi Shilpi Chakra – B.C. Sanyal, K.S. Kulkarni, K.G. Subramaniam, Ram Kumar Group 1890 – J.Swaminathan, Jairam Patel	<b>12</b>

Curriculum & Syllabus Post Graduation and Fourth, Fifth- & Sixth-year course Under NEP2020, Drawing and Painting

man shu wu 2122 102



V	V. Different Heights of Indian Contemporary Art – N.S.Bendre, K.K.Hebbar, Tayab Mehta, P.N.Choyal, Anjali Ila Menon, Jatin Dass, Ganesh Pyne.	12
<b>Teaching Learning Process :</b> Class discussions/demonstrations, Power Point presentations, using e-content, Classactivities /assignments, etc		
<b>Suggested Readings:</b> <ul style="list-style-type: none"> <li>• Modern art in Indian–A.C.Mukharjee</li> <li>• Encyclopedia of modern art–Vikas Publication</li> <li>• Studies in modern Indian art–Ratan Parimoo</li> <li>• Contemporary Indian Artists–Geeta Kapoor</li> <li>• Art of modern India–Aziz Kurtha and Balraj Khanna (London1998)</li> <li>• Bhartiya adhunik chitra kala ka itihās–Mamta Chaturvedi</li> <li>• Indian modern and contemporary art–P.N.Mago</li> <li>• Adhunik chitra kala ka itihās–R.V. Sakhalkar</li> <li>• Adhunik bhartiya chitrakala ka itihās–G.K. Aggarwal</li> <li>• The story of Indian Art–S.K.Bhattacharya (1996)</li> <li>• Samkaleen kala: sandarbhaushiti–K.N.Kakkar(L.K.A.Delhi)</li> <li>• Adhunik bhartiya chitrakala ka vikās: Eik Antarang Adhyan–Vinod Bhardwaj</li> <li>• Bhartiya Aadhunika Kala ----- Kiran Pradeep</li> <li>• Bhartiya samkaleen kala : eik pariprekshya–P.N. Mago</li> <li>• Samkaleen Bhartiya kala–Mamta Chaturvedi</li> <li>• Adhunik Bhartiya kala ke adhar stambh–Prem Chand Goswami(Jaipur)</li> <li>• Kala chintan–M. Khanna (Lucknow L.K.A)</li> <li>• Modern art aur Bhartiya chitrakar–Rajendra Bajpai</li> <li>• Bhartiya kala aur Kalakar–E.Kumaril Swami</li> <li>• Bharat ki Chitra katha–Rai KrishnaDas</li> </ul>		
<b>Suggested Continuous Evaluation Methods :</b> Continuous internal evaluation through internal tests, quizzes and Presentation. <ul style="list-style-type: none"> <li>• <b>Written Test</b>(20 Marks)</li> <li>• <b>Attendance / Class performance</b> (5 Marks)</li> </ul>		
<b>Suggested equivalent online courses :</b> There are online courses on the channels such as Swayam Prabha, Moocs and NPTEL. E-contents from different online libraries, e-PG Pathshaala etc		
Further Suggestions:.....		

*[Signature]*

*[Signature]*

*[Signature]*

*[Signature]*



COURSE- XII <sup>th</sup>		
Programme/Class : M.A.	Year: P.G. Ist Year or UG in Research Fourth Year	Semester : Second / Eighth
Course Code: 0812165	Course Title: <b>Project - II</b>	<b>Project</b>
<p><b>Course Objectives :</b> This course will be helpful developing the research skill of the students, How to choose the topic, How to approach the problems and come to the conclusion.</p> <p>This course will promote qualitative research.</p> <p><b>Course Outcomes (CO's):</b> - After completion this course student will be able :</p> <ul style="list-style-type: none"> <li>-To select research topic, plan and execute a research document.</li> <li>-To develop research aptitude, skills, methodology to collect information related to the topic.</li> </ul>		
Credits: 4	<p><b>Optional</b></p> <p>नोट-विश्वविद्यालय के पत्रांक सं01049/06/एके0/MSU/2024-25 दिनांक 24.09.24 के अनुसार स्नातक में न्यूनतम 75 प्रतिशत अंक प्राप्त करने वाला विद्यार्थी ही ऐच्छिक रूप से पेपर कोड 0812102 के स्थान पर सप्तम/प्रथम सेमेस्टर में चयनित को पूर्ण करेगा ।</p>	<p>Max Marks Total =100 Minimum Marks: 40</p>
Teaching Hours = Lecture-Tutorial-Practical (L-T-P) : 0-4-0 (Four Hours in a week) or 60 Lecture Hours in a Semester		
Unit	Course Topic	No. of Lectures Hours
	<p>In project the students will complete their assigned work, minimum 60 pages with the proper use of research methodology assigned in third semester by teacher.</p> <p>The candidate will prepare a project on selected topic under the guidance of the supervisor. The research methodology ,references, bibliography and illustrations etc. be properly used and the same should be submitted to the supervisor. Suggested topics-any topic from art history, philosophy, mediums, techniques (Traditional and Contemporary), Fundamentals and Principles of Fine Art.</p> <p><b>Note:</b> Exam will be conducted as per the guide lines of university.</p>	(4 hrs. per week)

**Teaching Learning Process:** Class discussions/ demonstrations, Power point presentations, using e-content, Class activities/assignments, etc

**Suggested Readings:**

- Methods and Techniques – C.R. Kothari
- Anusandhan – Pravidhi, sidhant aur Prakriya Dr. S.N. Ganashen
- Research Methodology – Deepak Kumar Bhattacharya
- Research Methodology –Prof. Vandana Verma
- Research Methodology –Ram Ahuja

**Suggested equivalent online courses:**

There are online courses on the channels such as Swayam Prabha, Moocs and NPTEL. E-contents from different online libraries, e-PG Pathshaala etc

Further Suggestions:

*Man*

*for*

*21/12/17*

*me*

1

☺

# Detailed Syllabus

## For

### M.A. II in Drawing & Painting

*Man* *Am* *21/2/25* *Ma*

COURSE- XIII <sup>rd</sup>		
Programme/Class : M.A.	Year : P.G. II <sup>nd</sup> Year	Semester: Third/ Ninth
Course Code: 0912180	Course Title: <b>Creative Composition</b> (figurative)	Practical
<p>Course Objectives : Working on a thematic idea with creative technique in oil, acrylic, mix medium, pastel and latest Materials. The students should initiate to develop Their own individual technique and style.</p> <p>Course Outcomes (CO's) : After completion of this course students will be able</p> <ul style="list-style-type: none"> <li>-To develop own style and to grow own techniques on different grounds in different mediums.</li> <li>-To draw different types of figures with different expressions and postures.</li> <li>-To develop artistic skill with social, moral and cultural values</li> </ul>		
Credits:4	Core Compulsory	Max Marks Total =100 Minimum Marks: 40
Teaching Hours = Lecture-Tutorial-Practical (L-T-P) : 0-1-3 (Four Hours in a week) or 0-15-45=60 Lecture Hours in a Semester		
Unit	Course Topic	No. of Lectures Hour
I	Study of creative approach to Non-Living objects: still objects, objects of nature in Pencil, charcoal / Pastel colour / any other medium	12
II	Study of creative approach to Animals, Birds, Aquatic Animals, Insects in any medium	12
III	Study of creative approach to Architectural, automobile / Motor objects and the rest of other things around us or in our mind in any medium	12
IV	Study of creative approach to Human figures (male, Female, Child) with background in any medium	12
V	Creative Composition with the dominance of human figures and the supporting elements studied in the above units with background and negative space in acrylic/ water/ oil colour (3 Plates, Size 36 x24 inch)	12

**Teaching Learning Process:** Class discussions/demonstrations, Power point presentations, using e-content, Class activities/assignments, etc

**Suggested Readings:**

- P.N. Choyal (monograph) – Rajasthan Lalit kala Academy
- Indian Artists monographs – Published by Lalit kala Academy, Delhi etc.

**Suggested Continuous Evaluation Methods :** Continuous internal evaluation through internal tests and Presentation.

- **Assignment / Sessional work** – 3 Sessional Sheets (minimum) + Sketch book (50 pages)
- **Attendance / Class performance-**

**Exam time** – 12 hours in four sittings

**Medium** – Any medium

**Size** – 24 inch x 36 inch (minimum)

**Suggested equivalent online courses:**

There are online courses on the channels such as Swayam Prabha, Moocs and NPTEL. E-contents from different online libraries, e-PG Pathshaala etc

Further Suggestions:

.....

# COURSE- XIV<sup>th</sup>

<b>Programme/Class :</b> M.A.	<b>Year :</b> P.G. IInd Year	<b>Semester:</b> Third/ Ninth
<b>Course Code:</b> <b>0912181</b>	<b>Course Title:</b> <b>Landscape Painting (Any style)</b>	<b>Practical</b>
<b>Course Objectives:</b> To acquaint the students with different ways to paint a landscape . To study the moods of nature on sight or creative. <b>Course Outcomes (CO's):</b> After completion of this course students will be able : -To learn wide use of perspective in a landscape . -To gain knowledge of sketching and colouring nature like trees, clouds, rivers, mountains, buildings, human and animal figures etc.		
<b>Credits: 4</b>	<b>Core Compulsory</b>	<b>Max Marks</b> <b>Total =100</b> <b>Minimum Marks: 40</b>
<b>Teaching Hours = Lecture-Tutorial-Practical (L-T-P) : 0-1-3 (Four Hours in a week) or 0-15-45=60 Lecture Hours in a Semester</b>		
<b>Unit</b>	<b>Course Topic</b>	<b>No. of Lectures Hours</b>
<b>I</b>	Study of Perspective (Linear, Aerial, Forshortening): Eye level, Horizon line, Vanishing point etc. with the help of objects like architectural structures, road, railway track, train, line of trees, electricity poles etc.	<b>12</b>
<b>II</b>	Sketching of objects or elements of landscape pointing like trees, huts, architectural structures, supporting objects, animals and human figures with the effect of light and shade in pencil / charcoal / water colour	<b>12</b>
<b>III</b>	Study the techniques and methods of water colour: Plain wash, graded wash, wet in wet, dry brush technique. Study the objects or elements of landscape in water colour / oil / acrylic colour	<b>12</b>

*Handwritten signature*

*Handwritten signature*

*Handwritten signature*

*Handwritten signature*



IV	Study and reproducing the work of eminent landscape painters like Prafull Sawant, Vilas Kulkarni, Milind mulik, Bijay Biswal, Amit Kapoor etc. in water colour	12
V	Landscape Painting outdoor / indoor any style in acrylic/ water/ oil colour (3 Plates, Size 36 x24 inch)	12

**Teaching Learning Process :** Class discussions/demonstrations, Power point presentations, using e-content, Class activities/assignments, etc

**Suggested Readings:**

- Water colour – Milind Mulik
- Varanasi– Milind Mulik
- etc.

**Suggested Continuous Evaluation Methods:** Continuous internal evaluation through internal tests and Presentation.






- **Assignment / Sessional work** – 3 Sessional Sheets (minimum + Sketch book (50 pages)
- **Attendance / Class performance**  
**Exam time** – 9 hours in three sittings  
**Medium** – Water / Acrylic / Oil colour  
**Size** – 24 inch x 36 inch (15 inch x 22 inch for water colour)

**Suggested equivalent online courses:**

There are online courses on the channels such as Swayam Prabha, Moocs and NPTEL. E-contents from different online libraries, e-PG Pathshaala etc

Further Suggestions:

	<b>COURSE- XV<sup>th</sup></b>	
<b>Programme/Class:</b> M.A.	<b>Year : P.G. II Year</b>	<b>Semester: Third/ Ninth</b>
<b>Course Codes:</b> <b>0912182</b>	<b>Professional Application</b> (Graphic Design)	<b>Practical</b>
<b>Course Objectives :</b> Professional Application is a bunch of some skilled training programme. The professional and industrial touch is the need of time. The students will study <b>Graphic Designing</b> with basic Designing Softwares to design the Book Covers, Posters, Pamphlates and Some Advertisements. <b>Course Outcomes (CO's):</b> After complete this course students will start their own Graphic Designing Work as a free lancer or served in any advertising company or publishing house.		
<b>Credits: 4</b>	<b>Optional</b> ( Opt any one out of 0912182, 0912183 and 0912184)	<b>Max Marks</b> <b>Total =100</b> <b>Minimum Marks: 40</b>
<b>Teaching Hours = Lecture-Tutorial-Practical (L-T-P) : 0-1-3 (Four Hours in a week) or 0-15-45= 60 Lecture Hours in a Semester</b>		
<b>Unit</b>	<b>Course Topic</b>	<b>No. of Lectures Hou</b>
<b>I</b>	Basic Knowledge of Computer	<b>12</b>
<b>II</b>	Sketching of Logo and Basics of Typography	<b>12</b>
<b>III</b>	Sketching of Book Cover, Poster, Advertisement in Colour	<b>12</b>
<b>IV</b>	Basic Knowledge and training of Various Designing Software	<b>12</b>
<b>V</b>	Designing of Book Cover, Poster, News Paper Ad.	<b>12</b>
<b>Teaching Learning Process:</b> Class discussions/demonstrations, Power point presentations, using e-content, Class activities /assignments, etc		
<b>Suggested Readings:</b> <ul style="list-style-type: none"> <li>• Graphic Design - Narendra Yadav</li> <li>• Graphic Design for Everyone-</li> </ul>		

**Suggested Continuous Evaluation Methods :** Continuous internal evaluation through internal tests and Presentation.

- **Assignment / Sessional work** – -3 Sessional Works + Sketches 50 pages
- **Attendance / Class performance**

**Exam time** – 12 hours in three sittings

**Medium** – Acrylic/Oil/Poster/Ink/Digital

**Size** – 11"/15 inch

**Note:- Examination will be conducted from any five units with Acrylic/Oil/Poster Colour/Digital**

**Suggested equivalent online courses:**

There are online courses on the channels such as Swayam Prabha, Moocs and NPTEL.E-contents from different online libraries, e-PG Pathshaala etc

Further Suggestions:

.....

*[Handwritten signatures]*

	<b>COURSE- XVI<sup>th</sup></b>	
<b>Programme/Class:</b> M.A.	<b>Year :</b> P.G. II Year	<b>Semester:</b> Third/ Ninth
<b>Course Codes:</b> 0912183	<b>Professional Application</b> (Clay Modeling 3D)	<b>Practical</b>
<b>Course Objectives :</b> Professional Application is a bunch of some skilled training programme. The professional and industrial touch is the need of time. The students will study <b>Clay Modeling</b> is an important part of this course, after complete this course students can start their own business in the field of POP and Resin Casting.		
<b>Course Outcomes (CO's):</b> After complete this course students will start their own business in the field of POP and Resin Castings.		
<b>Credits: 4</b>	<b>Optional</b> ( Opt any one out of 0912182, 0912183 and 0912184)	<b>Max Marks</b> Total =100 <b>Minimum Marks: 40</b>
<b>Teaching Hours = Lecture-Tutorial-Practical (L-T-P) : 0-1-3 (Four Hours in a week) or 0-15-45= 60 Lecture Hours in a Semester</b>		
<b>Unit</b>	<b>Course Topic</b>	<b>No. of Lectures Hou</b>
I	Sketching for clay Modelling in 3D	12
II	Preparation of Armature	12
III	Preparation of Clay or POP or any other medium	12
IV	Clay Modelling in 3D	12
V	Making the Moulds in POP of clay model and casting in different mediums	12
<b>Teaching Learning Process :</b> Class discussions/demonstrations, Power point presentations, using e-content, Class activities/assignments, etc		
<b>Suggested Readings:</b> <ul style="list-style-type: none"> <li>A Manual of Clay Modelling – Hermione Unwin</li> <li>The Indian Technique of clay modelling-K.M. Varma</li> </ul>		

*Man*

*AW*

*Wine*

*Me*

**Suggested Continuous Evaluation Methods :** Continuous internal evaluation through internal tests and Presentation.

- **Assignment / Sessional work** – -3 Sessional Works + Sketches 50 pages
- **Attendance / Class performance**

**Exam time** – 12 hours in four sittings

**Medium** – Clay/POP/Resin

**Size** – Clay Model Height 12"

**Note:- Examination will be conducted from any course five units with Acrylic Colour /Clay/Computer/Laser Printouts**

**Suggested equivalent online courses:**

There are online courses on the channels such as Swayam Prabha, Moocs and NPTEL.E-contents from different online libraries, e-PG Pathshaala etc

Further Suggestions:

.....

*Man*

*Sh*

*W*

*21/2/25*

*MS*

	<b>COURSE- XVII<sup>th</sup></b>	
<b>Programme/Class:</b> M.A.	<b>Year :</b> P.G. II Year	<b>Semester:</b> Third/ Ninth
<b>Course Codes:</b> 0912184	<b>Professional Application</b> (Reproduction of Old Master's Work of Western Artists)	<b>Practical</b>
<b>Course Objectives :</b> Professional Application is a bunch of some skilled training programme. The professional and industrial touch is the need of time. The students will practice Old Masters copy work, can improve students painting skills.		
<b>Course Outcomes (CO's):</b> Old Masters copy work can improve students painting skills, so that they can sell their paintings to the galleries and in the market.		
<b>Credits: 4</b>	<b>Optional</b> ( Opt any one out of 0912182, 0912183 and 0912184)	<b>Max Marks</b> Total =100 <b>Minimum Marks: 40</b>
<b>Teaching Hours = Lecture-Tutorial-Practical (L-T-P) : 0-1-3 (Four Hours in a week) or 0-15-45= 60 Lecture Hours in a Semester</b>		
<b>Unit</b>	<b>Course Topic</b>	<b>No. of Lectures Hours</b>
<b>I</b>	Study and Reproduction Portraits (bust) from notable Western Artist's work in Acrylic	<b>12</b>
<b>II</b>	Study and Reproduction Full life Portraits from notable Western Artist's work in Acrylic	<b>12</b>
<b>III</b>	Study and Reproducing Landscape from notable Western Artist's work in Acrylic	<b>12</b>
<b>IV</b>	Study and Reproducing Thematic (realistic) composition from notable Western Artist's work in Acrylic	<b>12</b>
<b>V</b>	Study and Reproducing Creative Composition (Figurative) composition from notable Western Artist's work in Acrylic	<b>12</b>
<b>Teaching Learning Process :</b> Class discussions/demonstrations, Power point presentations, using e-content, Class activities/assignments, etc		
<b>Suggested Readings:</b> <ul style="list-style-type: none"> <li>Great Works of Indian Art- Douglas Mannering</li> </ul>		



**Suggested Continuous Evaluation Methods :** Continuous internal evaluation through internal tests and Presentation.

- **Assignment / Sessional work** – -3 Sessional Works + Sketches 50 pages
- **Attendance / Class performance**

**Exam time** –12 hours in four sittings

**Medium** – Acrylic/Oil/Poster/Mix Media

**Size** – 24"/36 inch

**Note:- Examination will be conducted from any course five units with Acrylic/Oil Colour**

**Suggested equivalent online courses:**

There are online courses on the channels such as Swayam Prabha, Mooc sand NPTEL.E-contents from different online libraries, e-PG Pathshaala etc

Further Suggestions:

.....

*Handwritten signature*

*Handwritten signature*

*Handwritten signature*

*Handwritten signature*

<b>COURSE- XVIII<sup>th</sup></b>		
<b>Programme/Class:</b> M.A.	<b>Year:</b> P.G. IInd Year	<b>Semester:</b> Third / Ninth
<b>Course Code:</b> <b>0912101</b>	<b>Course Title : European Painting</b> (Early Renaissance and modern upto Cubism)	<b>Theory</b>
<b>Course Objectives:</b> Study of History of Modern Painting is to enable the students for technical and stylistic characteristics of main movements in the history of modern Painting with the importance and contribution of important masters. <b>Course Outcomes (CO's):</b> Students will be able -To gain knowledge about main Artists and their artistic approach . - To understand their different techniques and their contribution to modern Art .		
<b>Credits: 4</b>	<b>Core Compulsory</b>	<b>Max Marks</b> (Int.+Ext.): 25+75 Total =100 <b>Minimum Marks: 40</b>
<b>Teaching Hours = Lecture-Tutorial-Practical (L-T-P) : 3-1-0 (Four Hours in a week) or 60 Lecture Hours in a Semester</b>		
<b>Unit</b>	<b>Course Topic</b>	<b>No. of Lectures Hours</b>
<b>I</b>	Early Renaissance in Florence and Venice- Giotto, Masaccio, Botticelli, Andrea Mantegna, Giovanni Bellini	<b>12</b>
<b>II</b>	Early Renaissance in Germany, Spain and Netherland- Albrecht Durer, El Greco, Van Eyck Brothers	<b>12</b>
<b>III</b>	Neo-Classism –Jacques Louis David and Jean A.D.Ingres Romanticism –Eugene Delacroix Realism -Honore Daumier, Gustave Courbet	<b>12</b>
<b>IV</b>	Impressionism – Edouard Manet, Claude Monet, Pierre Auguste Renoir, Edgar Degas Neo-Impressionism – Georges Seurat, Paul Signac	<b>12</b>
<b>V</b>	Post Impressionism – Paul Cezanne, Vincent Van Gogh, Paul Gauguin. Cubism – Pablo Picasso, Georges Braque,	<b>12</b>

**Teaching Learning Process :** Class discussions/demonstrations, Power point presentations, using e-content, Class activities/assignments, etc

**Suggested Readings:**

- Paschim ki kala- G.K. Agrawal
- Europe ki Kala- G.K. Agrawal
- European Painting- Dr.Rajendra Bajpai
- A History of Modern Art- H.H. Arnason
- Story of Modern Art-Scheldon Cheney
- Dictionary of twentieth Dynasties Art -Phaidon
- Masters of Modern Art – (ed) Alfred H. Bars
- Modern Movement Art – R.H. Wilenski
- Foundation of Modern – Fant Ozen
- Adhunik Chitrakala- G.K. Aggarwa
- Adhunik Chitrakala ka itihās – R.V. Sakhalkar
- Modern Art- Rajendra Bajpai
- Paschimi Adhunik Chitrakala –Ram Chandra Shukla
- Adhunik Chitrakala –Ram Chandra Shukla

**Suggested Continuous Evaluation Methods :** Continuous internal evaluation through internal tests, quizzes and Presentation.

- **Written Test** (20 Marks)
- **Attendance / Class performance** (5 Marks)

**Suggested equivalent online courses:**

There are online courses on the channels such as Swayam Prabha, Moocs and NPTEL. E-contents from different online libraries, e-PG Pathshaala etc

Further Suggestions:

.....

*Man* *the* *21/02/20* *no*

COURSE- XIX <sup>th</sup>		
Programme/Class: M.A.	Year : P.G. II <sup>nd</sup> Year	Semester: Third/ Ninth
Course Code: 0912165	Course Title: <b>Project - III</b>	<b>Project</b>
<b>Course Objectives:</b> These papers are introduced to give knowledge about Thesis work. <b>Course Outcomes (CO's):</b> After completion of this project students will be able – -To select research topic, plan and execute a research document. -To develop research aptitude, skills, methodology to collect information related the topic. -To develop research ability, to engage critically with social issues.		
Credits: 4	Core Compulsory	Max Marks Total =100 Minimum Marks: 40
Teaching Hours = Lecture-Tutorial-Practical (L-T-P) : 0-4-0 (Four Hours in a week) or 60 Lecture Hours in a Semester		
Unit	Course Topic	No. of Lectures Hour
	The students will prepare a mini research work as project under the supervision of the teacher on assigned topics with proper use of methodology. Student will submit the monthly progress report of the project to the teacher regularly.	(4 hrs. per week)
Teaching Learning Process: Class discussions/demonstrations, Power point presentations, using e-content, Class activities/assignments, etc		
<b>Suggested Readings:</b> <ul style="list-style-type: none"> <li>Moving focus( A series on Indian Art) – K.G. Subramaniam</li> <li>Monographs of Indian Sculptor- Published by Lalit kala Academy, Delhi</li> </ul>		
<b>Suggested Continuous Evaluation Methods:</b> Continuous internal evaluation through internal tests and Presentation. <ul style="list-style-type: none"> <li>Assignment / Sessional work</li> <li>Attendance / Class performance-</li> </ul>		
<b>Note: Exam will be conducted as per the guide lines of university.</b>		
<b>Suggested equivalent online courses:</b> There are online courses on the channels such as Swayam Prabha, Moocs and NPTEL. E-contents from different online libraries, e-PG Pathshaala etc		
Further Suggestions:		

COURSE- XX		
Programme/Class:  M.A.	Year: P.G. II <sup>nd</sup> Year	Semester : Fourth / Tenth
Course Code: 1012180	Course Title: <b>Creative Composition</b> (Abstract / Semi Abstract)	Practical
<p><b>Course Objectives:</b> Developing the imaginative ideas and creative power of the students and make them able to work as Freelance artist.</p> <p><b>Course Outcomes (CO's):</b> Working on a thematic idea with creative technique in oil, acrylic, mix medium, pastel and latest Materials. The students should initiate to develop their on individual technique and style.</p> <p>Students will be able to :</p> <ul style="list-style-type: none"> <li>-To compose their thoughts and ideas and to give them an artistic treatment by using different grounds, mediums and techniques.</li> <li>-To develop their independent artistic thinking and vision in paintings.</li> </ul>		
Credits: 4	Core Compulsory	Max Marks Total =100 Minimum Marks: 40
Teaching Hours = Lecture-Tutorial-Practical (L-T-P) : 0-1-3 (Four Hours in a week) or 0-15-45=60 Lecture Hours in a Semester		
Unit	Course Topic	No. of Lectures Hour
I	Understanding Abstract (non-figurative) Painting forms: Geometrical , Non-Geometrical and Semi Abstract etc. In Pencil/ Charcoal/ Pen etc.	12
II	Sketching Abstract composition with different values, texture, space (Positive, Negative) division in Pencil/ Charcoal/ Pen etc.	12
III	Composing Abstract Painting in Achromatic scheme (Black, White and Greys)/ Achromatic scheme with one hue(colour) like Red, Blue, Yellow in Water/ Oil/ Acrylic colour	12

*Man* *Am* *un* *21/2/23* *MS*

IV	Study and reproducing of the Abstract works of masters like S.H.Raza, Jeram Patel, Ram Kumar, G.R. Santosh, V.S. Gaitonde, Akkitam Narayanan, Natvar Bhavsar, Ganesh Haloi etc. in multicolour in Water/ Oil/ Acrylic colour	12
V	Creating Abstract Painting in multicolour in poster/ acrylic/ water/ oil colour with brush or other supporting tools like roller, spray tool, spatula, comb, squeeze etc.by using different experimental techniques like pour technique.(3 Plates, Size 24 inch x 36 inch)	12
<b>Teaching Learning Process:</b> Class discussions/demonstrations, Power point presentations, using e-content, Class activities/assignments, etc		
<b>Suggested Readings:</b> <ul style="list-style-type: none"> <li>Artists monograph published by Lalit Kala Academy, Delhi etc.</li> </ul>		
<b>Suggested Continuous Evaluation Methods:</b> Continuous internal evaluation through internal tests and Presentation. <ul style="list-style-type: none"> <li>Assignment / Sessional work – 3 Sessional Sheets (minimum) + Sketch book (50 pages)</li> <li>Attendance / Class performance</li> </ul> <p>Exam time – 12 hours in four sittings Medium – Water / Acrylic / Oil colour Size – 24 inch x 36 inch (minimum)</p>		
<b>Suggested equivalent online courses:</b> There are online courses on the channels such as Swayam Prabha, Moocs and NPTEL. E-contents from different online libraries, e-PG Pathshaala etc		
Further Suggestions:		

Man

Am

ur2

21/2/25

12/2/25



COURSE- XXI		
Programme/Class:  M.A.	Year: P.G. II <sup>nd</sup> Year	Semester: Fourth / Tenth
Course Code: <b>1012181</b>	Course Title: <b>Mural</b>	<b>Practical</b>
<p><b>Course Objectives:</b> The students should initiate to develop their own individual technique and style. The aim of this paper is to develop all the skills of a student.</p> <p><b>Course Outcomes (CO's):</b></p> <p>The course will develop :</p> <ul style="list-style-type: none"> <li>-The ability to explore the expressive possibilities of various mediums and the diverse conceptual modes available to students.</li> <li>-A consistent progress in personal style of the student and encourage them to create something new</li> </ul>		
Credits: 4	Core Compulsory	Max Marks Total =100 Minimum Marks: 40
Teaching Hours = Lecture-Tutorial-Practical (L-T-P) : 0-1-3 (Four Hours in a week) or 0-15-45=60 Lecture Hours in a Semester		
Unit	Course Topic	No. of Lectures Hour
I	Sketching human figures, animals, birds and non-living objects around us to understand measurement, proportion, posture, balance in any medium on paper.	12
II	Composing Mural with two figures in achromatic scheme with black, white and grey values for understanding values, modelling, negative space, texture on paper with any colour medium.	12
III	Composing Mural with two figures in achromatic/Monochromatic scheme with one colour like Red/ brown/ blue/ yellow for understanding values and focal point on paper with any colour medium.	12

*Man*

*21/11/25*

*11/2*

IV	Composing Mural with two / three figures in multicolour for understanding colour harmony and colour balance in any medium on hardboard/plyboard/wall.	12
V	Composing Mural on the theme given by teacher in realistic/ landscape/ creative-figurative in multicolour in any medium or material like paper massey/cardboard/ wooden dust(burada)/sand/clay/tile on hardboard/plyboard/wall.	12

**Teaching Learning Process:** Class discussions/demonstrations, Power point presentations, using e-content, Class activities/assignments, etc

**Suggested Readings:**

- Artists monograph (K.G. Subramanyam, Satish Gujaral)
- Mural art - Edited by Cristophar Nier
- Ajanta Murals - Archeological Survey of India
- Paintings Mural Step by Step- Charles Grund

**Suggested Continuous Evaluation Methods:** Continuous internal evaluation through internal test and Presentation.

- **Assignment / Sessional work** – 3 Sessional Works (minimum) + Sketch book (50 pages)

**Attendance / Class performance-**

**Exam time** – 12 hours in four sittings

**Medium** – According to subject

**Size** – 24 x 24 inch (minimum)

**Suggested equivalent online courses:**

There are online courses on the channels such as Swayam Prabha, Moocs and NPTEL. E-contents from different online libraries, e-PG Pathshaala etc

**Further Suggestions:**

.....

*mon*

*21/11/25*

*21/11/25*

*me*

	<b>COURSE- XXII</b>	
<b>Programme/Class:</b> M.A.	<b>Year:</b> P.G. II <sup>nd</sup> Year	<b>Semester:</b> Third/ Ninth
<b>Course Code:</b> <b>0912182</b>	<b>Course Title:</b> <b>Exhibition with Portfolio (Catalogue) &amp; PPT</b>	<b>Practical</b>
<p><b>Course Objectives :</b> The student will study and learn how to maintain, curate their Art Works, they also learn how to carry their art works for the exhibitions and art fairs. Portfolio is more important for an artist, they can learn to collect all the information of an artist and art works on a single flyer.</p> <p><b>Course Outcomes (CO's):</b> Students can understand the professional atmosphere to sell their art works to galleries and art market.</p>		
<b>Credits:</b> 4	<b>Core Compulsory</b>	<b>Max Marks</b> <b>Total =100</b> <b>Minimum Marks: 40</b>
<b>Teaching Hours = Lecture-Tutorial-Practical (L-T-P) : 0-1-3 (Four Hours in a week) or 0-15-45=60 Lecture Hours in a Semester</b>		
<b>Unit</b>	<b>Course Topic</b>	<b>No. of Lectures Hou</b>
<b>I</b>	Study of different types of materials for framing the paintings and different type of art works as mural, clay, charcoal, oil pastel etc.	<b>12</b>
<b>II</b>	To learn how to display the art works in the exhibition (indoor and outdoor) by visiting different art galleries.	<b>12</b>
<b>III</b>	Study of arranging portfolio (catalogue) on computer and study about different types of paper for printing catalogue.	<b>12</b>
<b>IV</b>	To learn the setting of exhibits on paper, cover design and other details.	<b>12</b>
<b>V</b>	To learn making PPT for presentation.	<b>12</b>

Man

JW

WZ

WZ

**Teaching Learning Process:** Class discussions/demonstrations, Power point presentations, using e-content, Class activities/assignments, etc

**Suggested Readings:**

- Visit art galleries and study art portfolio and catalogues

**Suggested Continuous Evaluation Methods :** Continuous internal evaluation through internal tests and Presentation.

- **Assignment / Sessional work** – Prepare a printed portfolio (Catalogue) and display the sessional work a form of exhibition.

- **Attendance / Class performance**

**Exam time** –

**Medium** – According to syllabus

**Size** – As suggested by teacher

**Suggested equivalent online courses:**

There are online courses on the channels such as Swayam Prabha, Moocs and NPTEL.E-contents from different online libraries, e-PG Pathshaala etc

Further Suggestions:

.....

*Man*

*21/11/20*

*21/11/20*

*21/11/20*

*me*

# **COURSE- XXIII<sup>th</sup>**

<b>Programme/Class :</b> M.A.	<b>Year : P.G. II<sup>nd</sup> Year</b>	<b>Semester : Fourth / Tenth</b>
<b>Course Code:</b> <b>1012101</b>	<b>Course Title : European Painting</b> ( High Renaissance and Nabis group to Abstract Expressionism)	<b>Theory</b>
<p><b>Course Objectives:</b> The study of the Art History can not be completed without the knowledge of western modern art. It will suffice the purpose of making Students aware of different movements in Modern Art.</p> <p>Students will recognize and understand major monuments, methods and theories, and be able to assess the qualities of works of art and architecture in their historical and cultural settings, They also understand the social impact on art and master artists.</p> <p><b>Course Outcomes (CO's):</b> Study of History of Modern Painting is to enable the students for technical and stylistic characteristics of main movements in the History of modern painting with the importance and contribution of important artists.</p> <p>The course will be helpful to the students:</p> <ul style="list-style-type: none"> <li>-In developing broad understanding and wide knowledge of the history of European Art.</li> <li>-To identifying the main themes and movements of the history that have shaped the European Art.</li> </ul>		
<b>Credits: 4</b>	<b>Core Compulsory</b>	<p><b>Max Marks</b> (Int.+Ext.): 25+75 Total =100</p> <p><b>Minimum Marks: 40</b></p>
<b>Teaching Hours = Lecture-Tutorial-Practical (L-T-P) : 3-1-0 (Four Hours in a week) or 45-15-0=60 Lecture Hours in a Semester</b>		
<b>Unit</b>	<b>Course Topic</b>	<b>No. of Lectures Hours</b>
<b>I</b>	High Renaissance : Florence and Rome- Leonardo Da Vinci, Michelangelo, Raphael Venice- Giorgione, Titian	<b>12</b>
<b>II</b>	Nabis Group (Symbolic Art)- Pierre Bennard, Edouard Vuillard Fauvism – Henry Matisse, Vlaminck	<b>12</b>
<b>III</b>	Expressionism –Edvard Munch, Emil Nolde, Paul Klee	<b>12</b>

IV	Dadaism – Francis Picabia, Marcel Duchamp Surrealism – Salvador Dali, John Miro	12
V	Abstract Art – Mondrian, Kandinsky Abstract Expressionism (Action Painting) – Jackson Pollock, De Kooning	12

**Teaching Learning Process:** Class discussions/demonstrations, Power point presentations, using e-content, Class activities/assignments, etc

**Suggested Readings:**

- A History of Modern Art- H.H. Arnason
- Philosophy of Modern Art- Herbert Read
- Story of Modern Art-Scheldon Cheney
- Dictionary of twentieth Dynasties Art -Phaidon
- Masters of Modern Art – (ed) Alfred H. Bars
- Modern Movement Art – R.H. Wilenski
- Foundation of Modern – Fant Ozen
- Adhunik Chitrakala- G.K. Aggarwa
- Adhunik Chitrakala ka itihās – R.V. Sakhalkar
- Modern Art- Rajendra Bajpai
- Paschimi Adhunik Chitrakala –Ram Chandra Shukla
- Adhunik Chitrakala –Ram Chandra Shukla
- Europe ki chitrakala – G.K. Agrawal

**Suggested Continuous Evaluation Methods:** Continuous internal evaluation through internal tests, quizzes and Presentation.

- **Written Test**(20 Marks)
- **Attendance / Class performance**(5 Marks)

**Suggested equivalent online courses:**

There are online courses on the channels such as Swayam Prabha, Moocs and NPTEL. E-contents from different online libraries, e-PG Pathshaala etc

**Further Suggestions:**



COURSE- XXIVth		
Programme/Class: M.A.	Year : P.G. II <sup>nd</sup> Year	Semester : Fourth / Tenth
Course Code: 1012165	Course Title: <b>Project - IV</b>	<b>Project</b>
<b>Course Objectives:</b> This course will be helpful developing the research skill of the students, How to choose the topic, How to approach the problems and come the conclusion. <b>Course Outcomes (CO's):</b> -This course will be helpful in enhancing the research skill of the students and developing the writing skill also.		
Credits: 4	Core Compulsory	Max Marks Total =100 Minimum Marks: 40
Teaching Hours = Lecture-Tutorial-Practical (L-T-P) : 0-4-0 (Four Hours in a week) or 60 Lecture Hours in a Semester		
Unit	Course Topic	No. of Lectures Hour
	<p>In project the students will complete their assigned work, minimum 60 pages with the proper use of research methodology assigned in third semester by teacher.</p> <p>The candidate will prepare a project on selected topic under the guidance of the supervisor. The research methodology, references, bibliography and illustrations etc. be properly used and the same should be submitted to the supervisor. Suggested topics- any topic from art history, philosophy, mediums, techniques (Traditional and Contemporary), Fundamentals and Principles of Fine Art.</p> <p>( viva-voce will be conducted along with the project examination on PPT itself.)</p> <p><b>Note:</b> Exam will be conducted as per the guide lines of university.</p>	(4 hrs. per week)

**Teaching Learning Process :** Class discussions/demonstrations, Power point presentations, using e-content, Class activities/assignments, etc

**Suggested Readings:**

- Methods and Techniques – C.R. Khothari
- Anusandhan – Pravidhi, sidhant aur Prakriya Dr. S.N. Ganashen
- Research Methodology – Deepak Kumar Bhattacharya

**Suggested Continuous Evaluation Methods:** Continuous internal evaluation through internal progress report.

- Submission of Project
- Attendance / Class performance

(Evaluation of Project will be done as per university norms)

**Suggested equivalent online courses:**

There are online courses on the channels such as Swayam Prabha, Moocs and NPTEL. E-contents from different online libraries, e-PG Pathshaala etc

Further Suggestions:

*WAS*

*21/2/20*  
*NO*

# Syllabus:

M.A. (Drawing and Painting)


Pre Ph.D. Course

Affiliated Colleges

Maa Shakumbhari University, Saharanpur

National Education Policy-2020

w.e.f. 2024-2025 onwards



Curriculum & Syllabus Post Graduation and Fourth, Fifth- & Sixth-year course Under NEP2020, Drawing and Painting

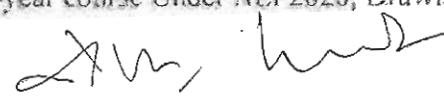
<b>Programme/Class:</b>	PGDR/Pre-Ph.D. Course Work in Drawing and Painting	
<b>Course Code: 1112101</b>	<b>Course Title: Research Methodology</b>	<b>Theory</b>
<b>Course Objectives:</b> This course will be helpful developing the research skill of the students, How to choose the topic, How to approach the problems and come to the conclusion. This course will promote qualitative research. <b>Course Outcomes (CO's):</b> -After completion this course student will be able : -To select research topic, plan and execute a research document. -To develop research aptitude, skills, methodology to collect information related to the topic.		
<b>Credits: 4</b>	<b>Core Compulsory</b>	<b>Max Marks (Int.+Ext.): 25+75 Total =100</b>
<b>Teaching Hours = Lecture-Tutorial-Practical (L-T-P) : 4-0-0 (4 Hours in a week) or 60 Lecture Hours in a Semester</b>		
<b>Unit</b>	<b>Course Topic</b>	<b>No. of Lectures</b>
<b>I</b>	Meaning and characteristics of research	<b>12</b>
<b>II</b>	Source of origin of research problem. Nature and educational purpose of research.	<b>12</b>
<b>III</b>	RPurpose, advantages and disadvantages of research design.	<b>12</b>
<b>IV</b>	Techniques of thesis writing , survey, compilation, classification, analysis of the material, distribution of paintings, footnotes, references, bibliography and list of illustrations.	<b>12</b>
<b>V</b>	Computer application	<b>12</b>
<b>Teaching Learning Process:</b> Class discussions/demonstrations,Powerpoint presentations, using e-content, Class activities/assignments, etc		
<b>Suggested Readings:</b> <ul style="list-style-type: none"> <li>• Methods and Techniques – C.R. Kothari</li> <li>• Anusandhan – Pravidhi, sidhantaur Prakriya - Dr. S.N. Ganashen</li> <li>• Research Methodology – Deepak Kumar Bhattacharya</li> <li>• Anusandhan Sandarshika – S. P. Gupta</li> </ul>		

COURSE– II (Pre-Ph.D. Course Work in Drawing and Painting)		
Programme/Class:	PGDR/Pre-Ph.D. Course Work in Drawing and Painting	
Course Code: 1112102	Course Title: <b>Indian Art</b> (Ajanta to Contemporary period)	Theory
<b>Course Objectives:</b> Students will recognize and understand major monuments, methods and theories, and be able to assess the qualities of works of art and architecture in their historical and cultural settings, social problems should become subjects of Art <b>Course Outcome:</b> - It will give students direct exposure to Indian Art and Architecture through visuals and visit to sites. - Students will be able to know about the development of different style of paintings of different periods.		
Credits: 2	Core Compulsory	
Teaching Hours = Lecture-Tutorial-Practical (L-T-P) :6-0-0 (2 Hours in a week) or 30 Lecture Hours in a Semester		
Unit	Course Topic	No. of Lectures Hours
I	Ajanta and Bagh Caves	5
II	Pala and Apbhransh style	5
III	In Rajasthani, Mughal, Pahari and Company style	5
IV	Raja Ravi Verma, Bengal School, Ravindra Nath Tagore, Gaganendra Nath Tagore, Amrita Shergil, Yamini Roy	5
V	Calcutta Group, PAG, Delhi Shilpi Chara, Group 1890.	5
VI	N. S. Bendre, Vivan Sunderam, Subodh Gupta, Jatin Das, Anjolie Ela Menon and B. N. Arya	5
<b>Suggested Readings:</b> <ul style="list-style-type: none"> <li>• <i>Bhartiya adhunik chitrakala ka itihās</i>– Mamta Chaturvedi</li> <li>• Indian modern and contemporary art– P. N. Mago</li> <li>• <i>Adhunik chitrakala ka itihās</i>–R.V. Sakhalkar</li> <li>• <i>Kala aur kalam</i>–G.K. Aggarwal</li> <li>• The story of Indian Art– S. K. Bhattacharya(1996)</li> <li>• <i>Samkaleen kala: sandarbh aur isthiti</i>– K. N. Kakkar (L. K. A. Delhi)</li> <li>• <i>Adhunik Bhartiya chitrakala ka vikās: Eik Antarang Adhyān</i>–Vinod Bhardwaj</li> <li>• <i>Kala vilas</i> – R.A. Agrawal</li> <li>• <i>Bhartiya samkaleen kala: eik pariprekshya</i>– P. N. Mago</li> <li>• <i>Samkaleen Bhartiya kala</i>–Mamta Chaturvedi</li> <li>• <i>Adhunik Bhartiya kala ke adhar stambh</i>– Prem Chand Goswami (Jaipur)</li> <li>• <i>Kalachintan</i>– M. Khanna(Lucknow L.K.A)</li> <li>• Modern art aur Bhartiya chitrakar– Rajendra Bajpai</li> <li>• <i>Bhartiya kala aur Kalakar</i>– E .Kumaril Swami</li> <li>• <i>Bharat ki Chitrakatha</i>– Rai Krishna Das</li> </ul>		
COURSE– III (Pre-Ph.D. Course Work in Drawing and Painting)		

Programme/Class:	PGDR/Pre-Ph.D. Course Work in Drawing and Painting	
Course Code: 1112103	Course Title :Western Art (Modern and Contemporary Trends)	Theory
<b>Course Objectives:</b> Students will recognize and understand major monuments, methods and theories. and be able to assess the qualities of works of art and architecture in their historical and cultural settings, social problems should become subjects of Art		
<b>Course Outcome:</b> - It will give students direct exposure to Indian Art and Architecture through visuals and visit to sites. - Students will be able to know about the development of different style of paintings of different periods.		
Credits: 2	Core Compulsory	
Teaching Hours = Lecture-Tutorial-Practical (L-T-P) :6-0-0 (02 Hours in a week) or 30 Lecture Hours in a Semester		
Unit	Course Topic	No. of Lectures Hour:
I	Nabis Group (Symbolic Art), Fauvism	5
II	Cubism, Expressionism	5
III	Dadaism, Surrealism	5
IV	Abstract Art, Abstract Expressionism	5
V	Pop Art, Op Art, Kinetic Art, Minimal Art, Photorealism	5
VI	Installation Art, Neo-expressionism, Environmental Art	5
<b>Suggested Readings:</b> <ul style="list-style-type: none"><li>A History of Modern Art- H.H. Arnason</li><li>Philosophy of Modern Art- Herbert Read</li><li>Story of Modern Art-Scheldon Cheney</li><li>Dictionary of twentieth Dynasties Art -Phaidon</li><li>Masters of Modern Art – (ed) Alfred H. Bars</li><li>Modern Movement Art – R.H. Wilenski</li></ul>		<ul style="list-style-type: none"><li>Foundation of Modern – FantOzen</li><li>Adhunik Chitrakala- G.K. Aggarwa</li><li>AdhunikChitrakala ka itihās – R.V. Sakhalkar</li><li>Modern Art- Rajendra Bajpai</li><li>PaschimiAdhunikChitrakala –Ram Chandra Shukla</li><li>AdhunikChitrakala –Ram Chandra Shukla</li><li>Europe kichitrakala – G.K. Agrawal</li></ul>
COURSE– IV (Pre-Ph.D. Course Work in Drawing and Painting)		



Programme/Class:	PGDR/Pre-Ph.D. Course Work in Drawing and Painting	
Course Code: 1112104	Course Title: Fundamentals and Principles of Painting	Theory
<b>Course Objectives:</b> Students will recognize and understand major monuments, methods and theories, and be able to assess the qualities of works of art and architecture in their historical and cultural settings, social problems should become subjects of Art <b>Course Outcome:</b> - It will give students direct exposure to Indian Art and Architecture through visuals and visit to sites. - Students will be able to know about the development of different style of paintings of different periods.		
Credits: 2	Core Compulsory	
Teaching Hours = Lecture-Tutorial-Practical (L-T-P) :6-0-0 (Six Hours in a week) or 90 Lecture Hours in a Semester		
Unit	Course Topic	No. of Lectures Hours
I	Fundamental Elements of Painting : Concept and Importance	5
II	Line, Form and Colour	5
III	Tone, Texture and Space	5
IV	Grounds, Medium, Materials and Techniques	5
V	Principles of composition : Unity, Harmony, Balance and Contrast	5
VI	Principles of composition : Proportion, Rhythm, Dominance, Perspective	5
<b>Suggested Readings:</b> <ul style="list-style-type: none"> <li>• <i>Kalasaundarya aur samiksha</i>— G.K. Aggarwal (Ashok)</li> <li>• <i>Saundarya Bodh aur Lalit Kalayein</i>—Saroj Bhargav.</li> <li>• <i>Roopankan</i>- Girraj Kishore Agrawal</li> <li>• <i>Roopaprad Kala Ke Mool Aadhar</i> – R. A. Agrawal &amp; S. K. Sharma</li> <li>• Fundamentals of Visual Art – Anju Chaudhary.</li> <li>• Art Fundamentals: Colour, Light, Composition, Anatomy, Perspective and Depth - 3D Total Pub.</li> <li>• Light for Visual Artists: Understanding and Using Visual Light in Art and Design – Richard Yot</li> </ul>		


COURSE-V (Pre-Ph.D. Course Work in Drawing and Painting)		
Programme/Class:	PGDR/Pre-Ph.D. Course Work in Drawing and Painting	
Course Code: 1112105	Indian Aesthetics	Theory
<b>Course Objectives:</b> The objective of this course is to give students an introduction of the Elements and Principals of Painting ,Aesthetics and philosophy of Art. This course will also give the knowledge of various philosophers and their views . <b>Course Outcomes (CO's):</b> <ul style="list-style-type: none"> <li>- Student will get basic knowledge about Art, its different approaches, its fundamental elements and principles.</li> <li>- Student will learn to analyze and discuss philosophical writings on aesthetics.</li> <li>- After completion of the course students will be able to articulate key philosophers and their arguments</li> </ul>		
Credits: 2	Core Compulsory	
Teaching Hours = Lecture-Tutorial-Practical (L-T-P) :6-0-0 (Six Hours in a week) or 90 Lecture Hours in a Semester		
Unit	Course Topic	No. of Lectures Hours
I	Meaning, Concepts, Definitions, Classifications and Aims of Art ,	5
II	Meaning, Concepts, Definitions, Classifications and Aims of Beauty.	5
III	Concept and Evolution of Indian Aesthetics (Sahityashashtra)	5
IV	<i>Natyashastra, Rasa and Sadharanikaran</i>	5
V	<i>Ankar , Dhvani and Auchitya</i>	5
VI	Shadanga and Interrelationship of Visual and Performing Arts	5
<b>Suggested Readings:</b> <ul style="list-style-type: none"> <li>• Indian Aesthetics–K.C.Pandey</li> <li>• Aesthetic theory of arts–Ranjan K. Ghosh</li> <li>• The Hindu View of Art–Mulk Raj Anand</li> <li>• Kala Darshan–Hardwar Lal Sharma</li> <li>• Rasa Siddhanta and Saundaryashashtra–Nirmala Jain</li> <li>• Bhartiya Saundaryashastrakibhumi–Nagendra</li> <li>• Kala Saundaryaaursamiksha–G.K. Aggarwal (Ashok)</li> <li>• Bhartiya Kala Saundaryaa–Mohan Singh Mawdi</li> <li>• Christian and Oriental Philosophy of Art–A.K. Coomarswamy</li> <li>• Saundaryabodha and Lalit Kalayein–Saroj Bhargava.</li> <li>• Kala Disha – Archana</li> </ul>		

65

COURSE- VI (Pre-Ph.D. Course Work in Drawing and Painting)		
Programme/Class:	PGDR/Pre-Ph.D. Course Work in Drawing and Painting	
Course Code: 1112165	Course Title: Research Project/ Survey/Review	Project
<p>Course Objectives: The main objectives of the project are :</p> <ul style="list-style-type: none"> <li>-To encourage the students to read different book of experienced authors and gain their perspectives.</li> <li>-To enrich the knowledge of students as they will visit museum, art galleries and studios of different artists.</li> <li>-To help out students to gain practical knowledge and to built confidence as they may conduct surveys and interviews of different artists.</li> </ul> <p>Course Outcomes (CO's): The project shall result in enhanced knowledge of our students through detailed study via medium of text books. museum visit etc. collecting information like surveys, interviews, questionnaires etc. will make them more confident in their subject ,They will get a deeper understanding as they collect associated materials such as photographs and hence will be able to perform their study well.</p>		
Credits: 4	Core Compulsory	Max Marks
Unit	Course Topic	No. of Lectures Hours
	<p>The students will study and prepare a small research project on the themes given by the teacher with the proper use of research methodology / survey report, Interview, data collection etc.</p> <ul style="list-style-type: none"> <li>* Student will prepare a project over the course of a semester.</li> <li>* Student shall submit the written project report in minimum 6000 words (60 pages) duly Supported by visual materials.</li> <li>* Evaluationof research project will be done as per university norms. will be proceeded to university</li> </ul>	

*[Signature]*

*[Signature]*

*[Signature]*

*[Signature]*